



NEW BAINTECH **Lithium Batteries** *with Bluetooth*

Installation Guide

(Adhering to new standards AS/NZS 3001.2:2022)

This installation guide is intended to assist users installing Baintech's Lithium battery range while adhering to AS/NZS 3001.2:2022 standards. It is essential to note that users are responsible for reading the full standard and ensuring their installation complies. This guide serves as a helpful reference but should not replace a comprehensive understanding of the standard's requirements. This guide refers to AS/NZS 3001.2:2022, Section 5.4.12 – Lithium Ion Battery Requirements.



ALL BATTERIES ARE IP67 RATED

IEC 62619 ACCREDITED



Integrated BMS for Complete Protection (Clauses 5.4.12.3.1 to 5.4.12.3.4)

Baintech's Lithium batteries feature an integrated Battery Management System (BMS) designed to provide comprehensive protection. This BMS continuously monitors for over and under voltage, over temperature, and over current scenarios, ensuring complete compliance with AS/NZS 3001.2:2022 standards. You can easily access essential battery information, including State of Charge (SoC), voltage, current, temperature, and capacity, through a user-friendly Bluetooth app.

Battery Installation:

Location for Lithium Ion Batteries (Clause 5.4.12.2)

Lithium ion batteries shall:

(a) be installed externally, i.e. behind a wall, compartment or barrier that prevents the egress of gases into the habitable area; and

(b) not enter the habitable area of the structure; and

(c) be installed to operate within the manufacturer's defined operating temperatures, including IP rating; and

(d) be installed in a suitable battery container where the battery manufacturer has not provided encapsulated cells.

"Externally" refers to being open to the environment, and not enclosed within the structure of the connectable electrical installation, such as a wall, compartment, or barrier that keeps gases from entering the living area.

However, it's important to note that a battery compartment within the enclosed area of the structure can be classed as external if it is sealed off from the internal area and open to the external area via venting. This venting arrangement allows for the safe release of gases to the external environment, meeting the standards for external installation, Clause 5.4.12.2. The battery compartment in a recreational vehicle accessed from within the habitable space must have an opening with airtight seal from the habitable space and access should only be possible by removing screws or using a specific tool. Additionally, the compartment must seal any cable penetrations. The compartment shall be large enough to safely install batteries and terminate wiring.


NOTE: PLEASE CHARGE BATTERIES FULLY BEFORE USE.



Securing the Battery (Clause 5.4.5)

Securely fasten the battery to prevent movement, ensuring no more than 25 mm of displacement when subjected to a force twice its weight, both vertically and horizontally.

Model Product



Size Chart

	110AH SKU	120AH SKU	150AH SKU	200AH SKU	300AH SKU
Battery Dimension	260*168*209 mm	329*172*214 mm	307*169*208 mm	345*190*245 mm	345*190*245 mm
Battery Weight	11.5 kg	14.5 kg	15.6 kg	19.5 kg	26.5 kg
Battery Tray Size	Small	Medium	Medium	Large	Large

Our Batteries have the smallest footprint in the market. 

IP67

5 YEARS WARRANTY



BAINTECH LITHIUM BATTERY COMMISSIONING QUICK GUIDE (Clause 5.4.12.3.5)

Before you begin: Always consult professionals for complex systems.

Inspect Battery and Connections: Check for any damage, defects, or incorrect wiring. Ensure all connections are secure and in good condition.

Program Chargers and Inverters for Lithium: Configure charger and inverter settings for compatibility with lithium batteries.

Calibrate Shunt to 100% SOC (State of Charge) (if applicable): If required, calibrate the shunt to read 100% state of charge accurately.

Perform Discharge Test and System Check: Verify proper system function and ensure there are no hot connections or wiring issues.

NOTE: PLEASE CHARGE BATTERIES FULLY BEFORE USE.


Remember, safety and accuracy are paramount. Always seek professional advice.

NOW AVAILABLE

Baintech Powerboards

Various versions available including 2000W & 3000W Inverter models.

Inquire Now!



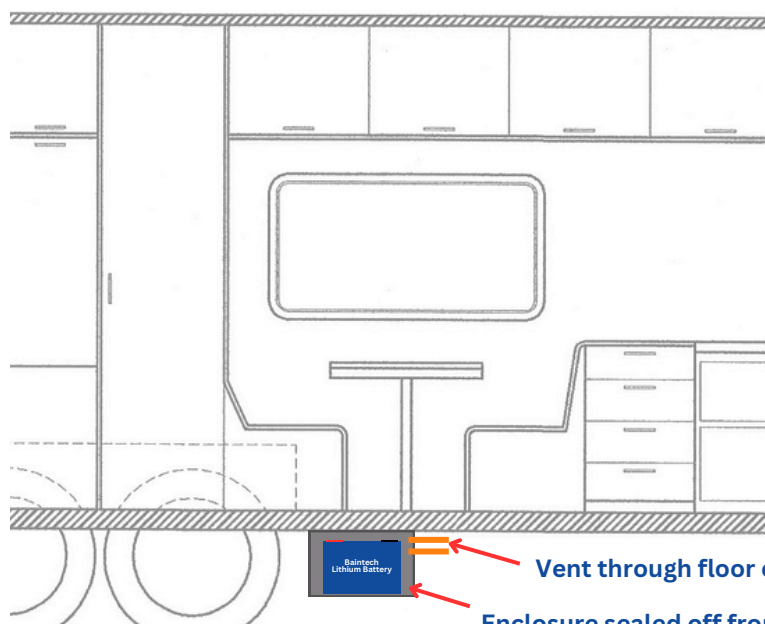
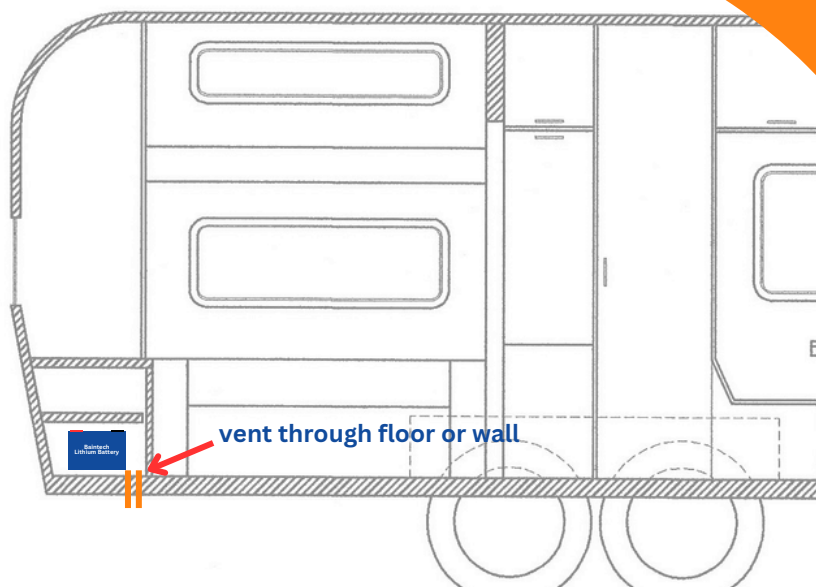
Available with 2000W/3000W Inverter



Example 1: Installed in a space that is not part of the habitable area and only accessible externally, i.e Tunnel Boot.

Requirements for install:

The space must be sealed off from the habitable area of the structure and vented externally to be classified as "Installed Externally".



Example 2: Installed outside the structure in an enclosure, i.e. under the floor, on the drawbar

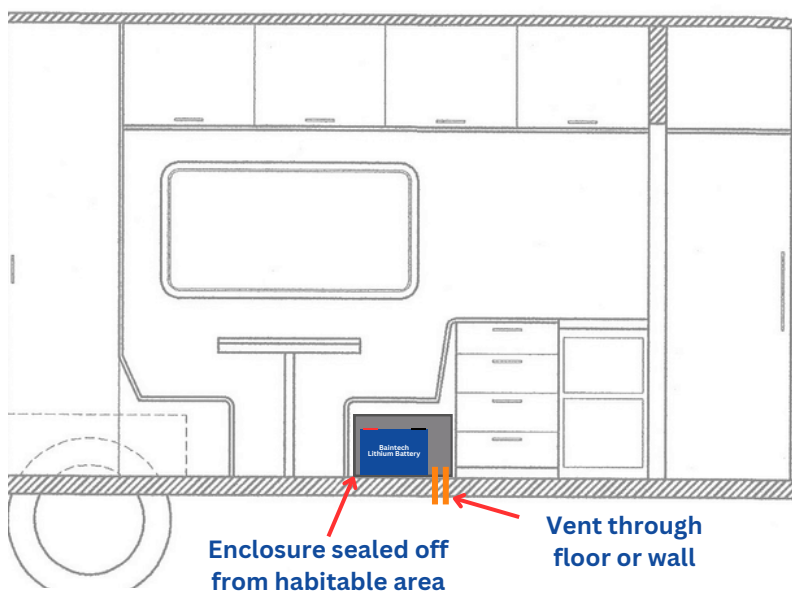
Requirements for install:

The space must be sealed off from the habitable area of the structure and vented externally to be classified as "Installed Externally".

Example 3: Installed in a space that is not part of the habitable area and only accessible internally, eg Under bed, Under seat, Inside cupboard.

Requirements for install:

The space must be sealed off from the habitable area of the structure and vented externally to be classified as "Installed Externally".





ALL BATTERIES ARE IP67 RATED

IEC 62619 ACCREDITED

Specifications

BTBLUELITH12/110

- Capacity: 110Ah
- Weight: 11.5 kg
- Nominal Voltage: 12.8V
- Cut-Off Voltage: 10V
- Max. Discharge Current: 100A per Battery
- When Installed in a pair: 200A Discharge for two Batteries
- Working Temperature: -20°C~+60°C
- Charging Mode: CC/CV
- Charging Voltage: 14.2V~14.6V
- Recommended Charging Current: 50A per Battery
- When Installed in a pair: 100A Charge for two Batteries
- Charging Temperature: 0°C~+55°C
- Includes bluetooth capability



BTLITH12/120SP

- Capacity: 120Ah
- Weight: 14.5 kg
- Nominal Voltage: 12.8V
- Cut-Off Voltage: 10V
- Max. Discharge Current: 100A per Battery
- When Installed in a pair: 200A Discharge for two Batteries
- Working Temperature: -20°C~+60°C
- Charging Mode: CC/CV
- Charging Voltage: 14.2V~14.6V
- Recommended Charging Current: 50A per Battery
- When Installed in a pair: 100A Charge for two Batteries
- Charging Temperature: 0°C~+55°C

• **NON-BLUETOOTH**



BTBLUELITH12/150

- Capacity: 150Ah
- Weight: 15.6 kg
- Nominal Voltage: 12.8V
- Cut-Off Voltage: 10V
- Max. Discharge Current: 200A per Battery
- When Installed in a pair: 400A Discharge for two Batteries
- Working Temperature: -20°C~+60°C
- Charging Mode: CC/CV
- Charging Voltage: 14.2V~14.6V
- Recommended Charging Current: 75A per Battery
- When Installed in a pair: 150A Charge for two Batteries
- Charging Temperature: 0°C~+55°C
- Includes bluetooth capability





ALL BATTERIES ARE IP67 RATING IEC 62619 ACCREDITED

BTBLUELITH12/200

- Capacity:200Ah
- Weight:19.5 kg
- Nominal Voltage:12.8V
- Cut-Off Voltage:10V
- Max. Discharge Current:200A per Battery
- When Installed in a pair:400A Discharge for two Batteries
- Working Temperature:-20°C~+60°C
- Charging Mode: CC/CV
- Charging Voltage:14.2V~14.6V
- Recommended Charging Current:100A per Battery
- When Installed in a pair:200A Charge for two Batteries
- Charging Temperature: 0°C~+55°C
- Includes bluetooth capability



BTBLUELITH12/300

- Capacity:304Ah
- Weight: 26.5 kg
- Nominal Voltage:12.8V
- Cut-Off Voltage:10V
- Max. Discharge Current:250A per Battery
- When Installed in a pair:500A Discharge for two Batteries
- Working Temperature:-20°C~+60°C
- Charging Mode: CC/CV
- Charging Voltage:14.2V~14.6V
- Recommended Charging Current:150A per Battery
- When Installed in a pair:300A Charge for two Batteries
- Charging Temperature:0°C~+55°C

Baintech Bluetooth App

Introducing the Baintech Bluetooth App, your essential companion for battery management! This app is designed to provide you with all the vital information you need to keep your battery in top-notch condition.

With the Baintech Bluetooth App, you'll gain valuable insights into your battery's status. Discover the exact state of charge, ensuring you're always in the know about your power reserves. It goes a step further by offering real-time data on how much power has been consumed and how much remains, putting you in control like never before.





Get in touch with us!



1300 224 683



1224 Lytton Road, Hemmant,
Q, 4174



sales@baintech.com.au

Warranty



Baintech Lithium Batteries are covered with a 5-year warranty. If required, please scan the QR code to proceed to the warranty process.

